

# TAC and Transfer

North Carolina Community  
College

Joint Administrators  
Conference

March 21, 2024

NORTH CAROLINA  
INDEPENDENT  
COLLEGES & UNIVERSITIES



# TAC Membership

## **NCCCS**

Jonathan Loss, Co-Chair  
Catawba Valley Community College

Maggie Brown  
Carteret Community College

Barry Priest  
Bladen Community College

Jenn Gardner Selby  
Rowan-Cabarrus Community College

J.W. Kelley, *Ex Officio*  
NCCCS Office

## **UNC System**

Angela Anderson, Co-Chair  
East Carolina University

Darnette Hall  
Fayetteville State University

Tina McEntire  
University of North Carolina Greensboro

Ted Zerucha  
Appalachian State University

Eric Fotheringham, *Ex Officio*  
UNC System Office

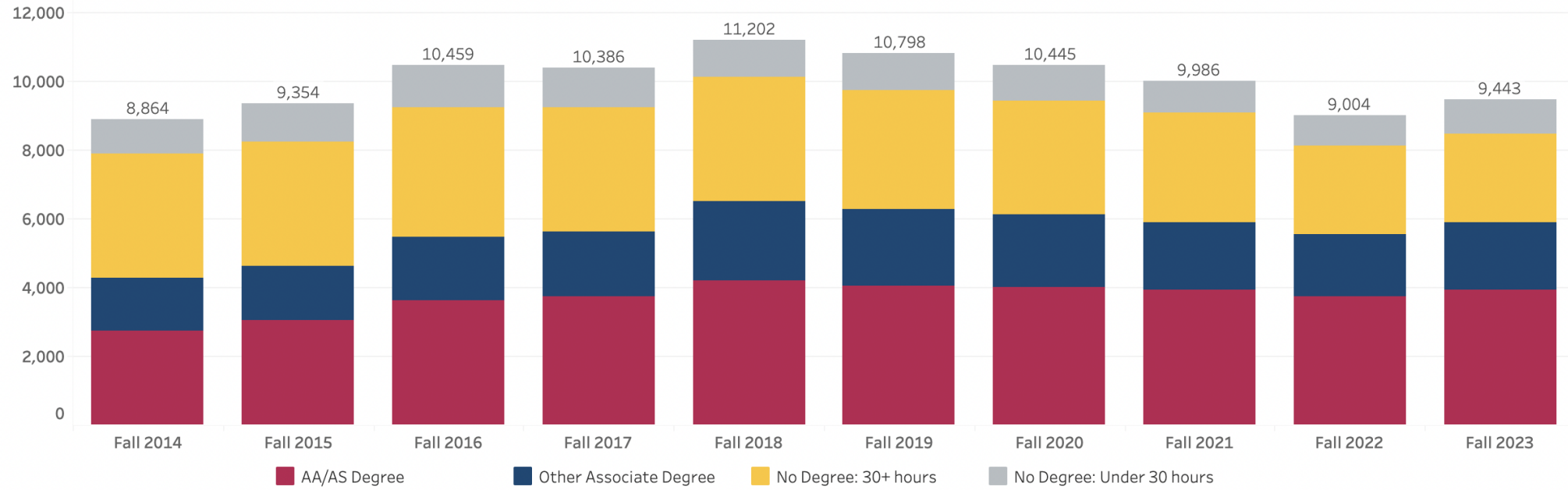
## TAC Mission

- Serve as policy administrators of the CAA with authority to interpret CAA policy
- Oversee implementation of and compliance with the CAA for institutional policies and practices
- Address questions concerning transferability of course work under the CAA or proposed changes to policies, courses, and BDPs
- Provide general counsel and recommendations to the NCCCS and the UNC System Offices on matters related to optimal transfer between the two systems

# 2023 TAC Legislative Report Highlights

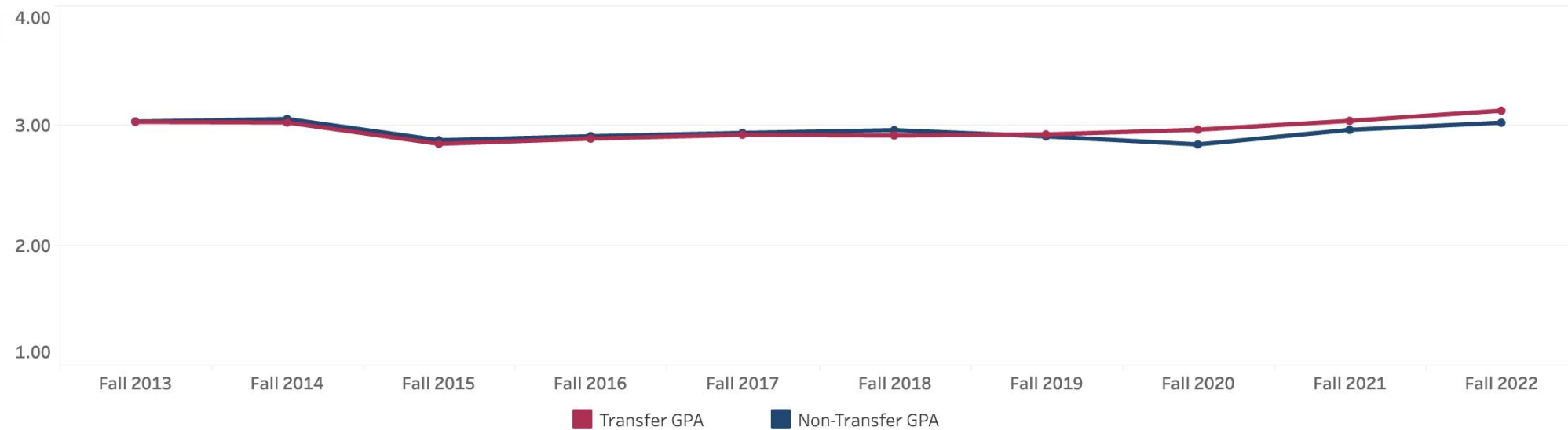
Submitted November 1, 2023

Institution(s): All  
 NC Community College(s) Transferred From: All  
 NCCCS to UNC Transfer Student Enrollment by Degree Attainment

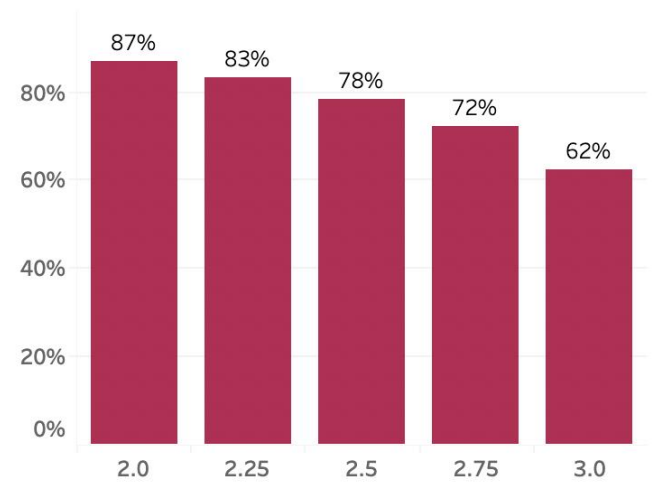


Degree Category	Degree Attained at NCCCS	Fall 2014	Fall 2015	Fall 2016	Fall 2017	Fall 2018	Fall 2019	Fall 2020	Fall 2021	Fall 2022	Fall 2023
AA/AS Degree	Associate in Arts (AA)	2,217	2,334	2,733	2,756	3,038	2,896	2,860	2,766	2,669	2,790
	Associate in Science (AS)	530	698	864	965	1,166	1,139	1,135	1,139	1,056	1,115
	<b>Subtotal</b>	<b>2,747</b>	<b>3,032</b>	<b>3,597</b>	<b>3,721</b>	<b>4,204</b>	<b>4,035</b>	<b>3,995</b>	<b>3,905</b>	<b>3,725</b>	<b>3,905</b>
Other Associate Degree	Associate in Applied Science (AAS)	1,374	1,451	1,666	1,720	2,049	1,915	1,818	1,690	1,516	1,690
	Associate in Engineering (AE)						80	77	62	80	72
	Associate in Fine Arts (AFA)	38	41	50	54	76	83	83	95	82	88
	Associate in General Education (AGE)	113	107	135	121	156	135	125	131	127	115
	<b>Subtotal</b>	<b>1,525</b>	<b>1,599</b>	<b>1,851</b>	<b>1,895</b>	<b>2,281</b>	<b>2,213</b>	<b>2,103</b>	<b>1,978</b>	<b>1,805</b>	<b>1,965</b>
No Degree	No Degree: 30+ hours	3,589	3,589	3,767	3,602	3,636	3,462	3,309	3,175	2,573	2,595
	No Degree: Under 30 hours	1,003	1,134	1,244	1,168	1,081	1,088	1,038	928	901	978
	<b>Subtotal</b>	<b>4,592</b>	<b>4,723</b>	<b>5,011</b>	<b>4,770</b>	<b>4,717</b>	<b>4,550</b>	<b>4,347</b>	<b>4,103</b>	<b>3,474</b>	<b>3,573</b>
<b>Total</b>		<b>8,864</b>	<b>9,354</b>	<b>10,459</b>	<b>10,386</b>	<b>11,202</b>	<b>10,798</b>	<b>10,445</b>	<b>9,986</b>	<b>9,004</b>	<b>9,443</b>

Institution(s): All  
 NC Community College(s) Transferred From: All  
 GPA During First Year at UNC



Percentage of Transfer Students with First-Year GPA at or Above... (Fall 2022 Entering Cohort)



GPA During First Year at UNC

Entering Term	Transfer Students	Transfer Student Courses	Transfer GPA	Non-Transfer Students	Non-Transfer Student Courses	Non-Transfer GPA
Fall 2013	3,942	37,904	3.03	25,289	286,189	3.03
Fall 2014	3,956	37,381	3.02	25,758	291,771	3.05
Fall 2015	4,220	39,442	2.84	26,402	289,382	2.87
Fall 2016	4,623	42,951	2.89	26,088	288,124	2.91
Fall 2017	4,649	43,665	2.92	26,665	294,989	2.93
Fall 2018	5,190	49,018	2.91	27,494	304,157	2.96
Fall 2019	5,089	49,071	2.92	28,220	313,556	2.90
Fall 2020	4,877	46,862	2.96	29,924	329,706	2.84
Fall 2021	4,965	47,527	3.03	28,870	315,777	2.96
Fall 2022	4,363	42,712	3.12	28,143	308,571	3.02

Outcomes for cohorts with fewer than five students are masked.

# 2023 CAA Legislative Report Highlights: TAC Recommendations



Data sharing  
between systems



Broader scope for  
TAC



Degree audit app  
for students



Additional training



Continued  
collaboration with  
key partners

# UNC System Compliance Visits

- 2022-2023 review cycle to be completed in Fall 2023 semester
- Survey response data due December 15
  - University policy/procedure survey
  - Transfer student survey
- Feedback reports provided in April 2024





# Changes to BDPs

- Project Overview & Background
- Goals and Priorities
- New Name
- New Approach: Building, Maintaining & Publishing Transfer Guides
- New Look
- Project Timeline



# New Course Designations on CAA Transfer Course List

## Pre-Major/Elective Courses

- DRA 118 – Script Analysis
- DRA 144 – Introduction to Design
- HSE 110 – Introduction to Human Services

## UGETC Courses

- AST 152/152A – General Astronomy II
- MAT 175 – Precalculus



# Software Solutions

- Reviewing options
  - Discussing with developers
  - Consulting system offices
  - Digital appeals process
-

BDP Project Updates  
from UNC System Office

# Project Background

---

- 2014: CAA
  - “Each UNC institution will develop, publish, and maintain four-year degree plans identifying community college courses that provide pathways leading to associate degree completion, admission into the major, and baccalaureate completion.”
- 2022: TAC Hosted BDP Focus Groups
  - NC Community College Students
  - NC Community College Staff and Faculty
  - UNC System Personnel
- 2023-2024: Re-Visioning BDPs
  - Creating a formal process for universities to build/maintain resources
  - Developing a design that is student-friendly and reflects critical transfer information
  - Exploring ways to make accessing these resources easier for all students

# What Became Clear:

## Universities

Frame of Reference:  
bachelor degree  
curriculum & requirements

Determine content that  
goes onto BDPs



## NC Community Colleges

Frame of Reference:  
associate degree  
curriculum & requirements

Interpret and use BDPs  
daily

## Project Priorities

- Change Name
- Universal Design/  
Streamline Content
- ADA Compliance
- Clarity Around Usage  
& Acknowledge Limits  
of Tools
- Provide Support &  
Training
- Formalize Annual  
Revision/Review  
Process
- Create a Centralized  
Location for Transfer  
Tools

New Name

# TRANSFER GUIDES



# Transfer Guide Project Overview

## University Transfer Guide Database

- Provided to universities by UNC System Office
- Data entry tool collecting critical information to be displayed on Transfer Guide resources

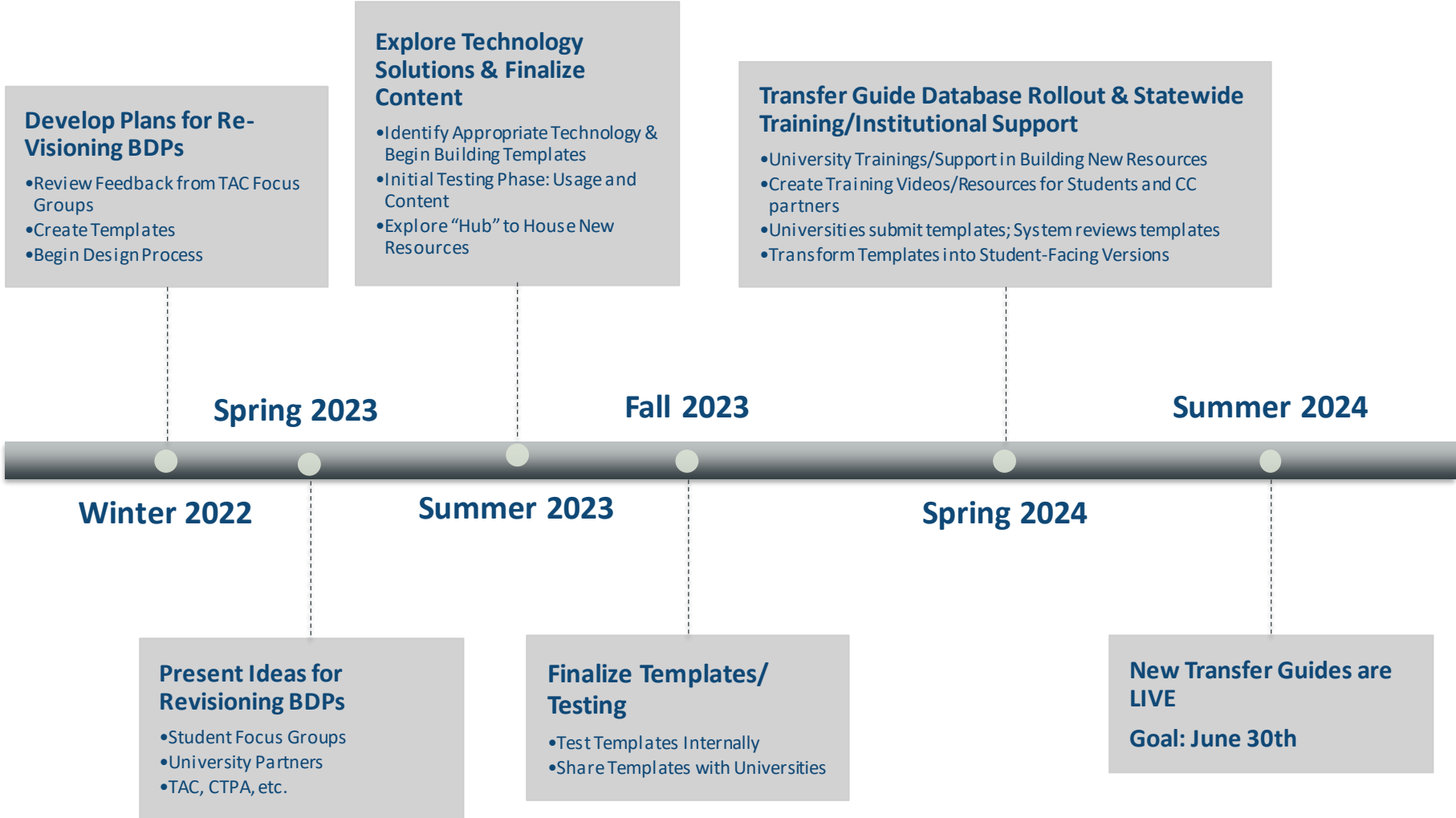
## Student-Facing Transfer Guides

- Student-oriented design displaying transfer information provided by universities (HTML/PDF)
- Clearly outlines CC course recommendations that align with associate degree requirements & major requirements at the receiving university

## Displaying Transfer Guides

- Individual University Websites (streamlined URL)
- CFNC- Transfer Guide repository and search feature

# Transfer Guide Timeline




# Expected Project Outcomes:

---



## For Students:

- Easy to use and easy to find resource
- Consistent transfer information across universities/majors provided
- Ability to easily compare majors/universities



## For Universities:

- Defines required transfer information to display on resource
- Easier to create, maintain & edit resource
- Establishment of formal review cycle for annual updates



## For both:

- Increase pre-transfer connection between students & universities
- Maximize time at CC – identifies meaningful coursework in preparation for more seamless transfers



Questions?  
Conversation?